


Shuttle Bus Safety Measures during Emergency




穿梭巴士緊急情況下的安全措施


1. Each bus has been equipped with a fire extinguisher and emergency exits which are properly examined in accordance with the legal requirements. The fire extinguisher is located on the left hand side of the driver seat. 根據法例，為每輛穿梭巴士配置滅火筒及太平門，並進行合適之檢查。滅火筒位於司機座位左方。
2. Periodic trainings on emergency handling will be provided to all drivers by service provider. 服務承辦商定期為所有司機供緊急事故應變處理培訓。
3. Service Centre will review the safety measures and emergency handling procedures from time to time during contractor meetings with service provider. 服務中心於每月承辦商會議中，定期與承辦商檢討安全措施及緊急事故應變處理程序。

Guideline for Emergency Exit Doors on 50-Seater Bus

50 座巴士緊急情況下太平門使用指引

Front Emergency Exit 前方車門太平門



	Turn the release button (location 1) anti-clockwise 將放風按鈕逆時針撥去反方 (位置 1)
	Turn the release button (location 2) anti-clockwise 將放風按鈕逆時針撥去反方 (位置 2)
	(Inside the bus) Push the front door to the RIGHT to open it (車廂內) 放風後，將車門向右方推開

	<p>(Outside the bus) After release, pull the front door to the LEFT to open it (車廂外) 放風後，將車門向左方拉進</p>
---	---

Rear Emergency Exit 車尾太平門

	<p>Identify the location of handle (with cover) 太平門手掣位置(有蓋)</p>
	<p>Pull down the cover 打開車門前方的太平門蓋</p>
	<p>Pull down the handle 將手掣拉上，並推開太平門</p>
	<p>Push the door, leave the bus and mind the step 推開太平門離開車廂，留意太平門與路面的高度</p>

Ceiling Exit 車廂上方太平門

	<p>Push and open 用力向外推開</p>
	<p>Pull the handle to release the exit 拉下手掣，太平門便會彈開</p>

More Safety & Other Features 更多安全及其他措施

- Glass breaking hammers 敲碎玻璃錘



- Seat belts & USB plugs are provided for passengers 每個座位已配備安全帶及 USB 插頭



The above information was provided by service provider, which will be reviewed periodically in order to ensure a safe and comfortable journey for residents.

以上資料由服務承辦商提供。上述資料將會定期檢討以令住戶享受安全及舒適車程。